

THE GUITAR

Guitar Key Technical Words:

Chord: playing many notes at once (often all six strings)

Strumming: Playing all required strings in one go

Picking: Plucking the individual strings

Acoustic: a guitar that does not need an amplifier to be heard

Electroacoustic: a guitar that can work both acoustically and through an amplifier

Jack Lead: The cable that connects a guitar to the amplifier

Blue Note: bending the string to make a different note

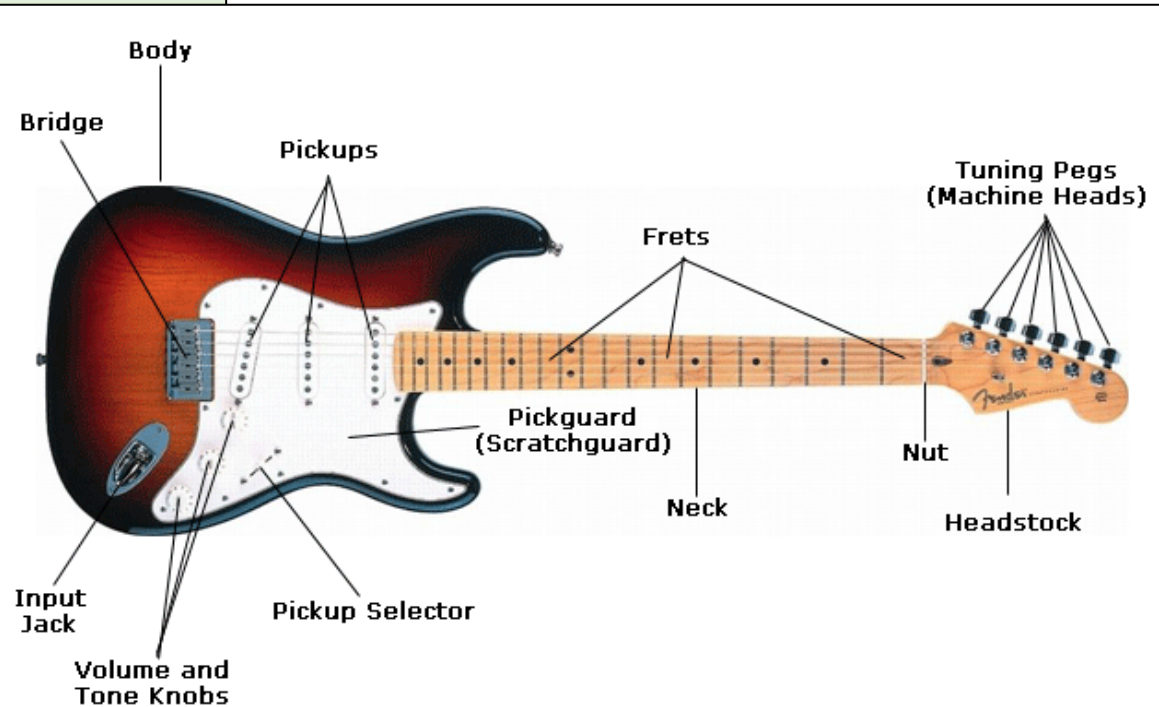
Hammer On: playing a string with your 'fret' hand by striking down with a finger

Pull Off: playing a string with your 'fret' hand by plucking the string with a finger

Palm Mute: stopping the strings vibrating with the palm of your strumming hand


Power Chord:

Barre Chord:



Guitar Notation (TAB)

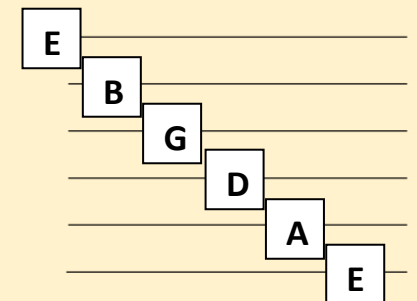
- » Guitar tab notation is a way of writing down specific notes
- » It has **six lines** which represent the **strings**
- » It has **numbers** which tell you where to push your finger down on a string (which **fret**)



Other Guitar-like String Instruments:

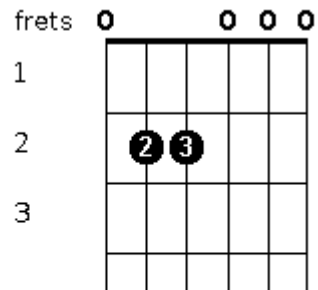
Ukulele	
Lute	'Old' European
Banjo	Africa/America
Sitar	India
Balalaika	Russia
Koto	Japan

Tuning the open strings:

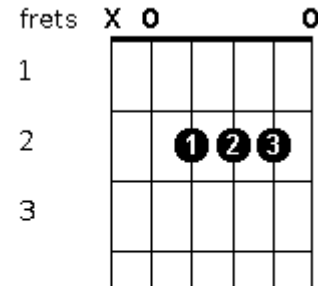


THE GUITAR

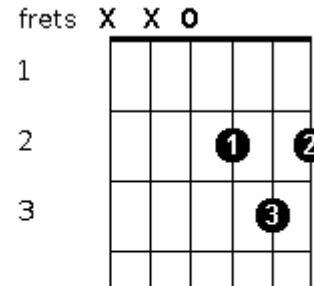
Em



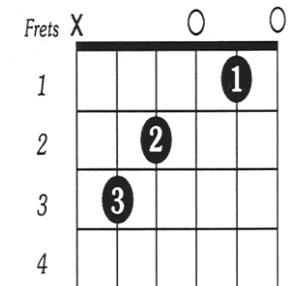
A



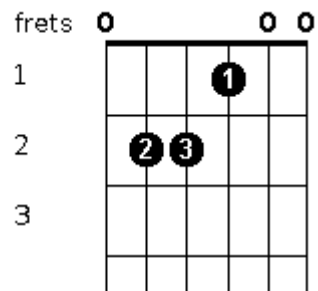
D



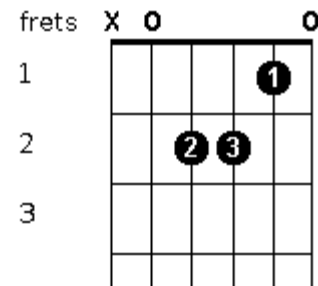
C



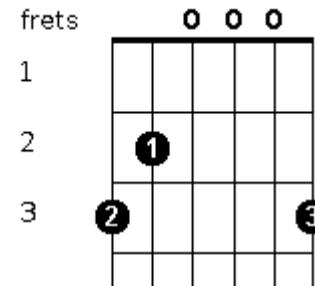
E



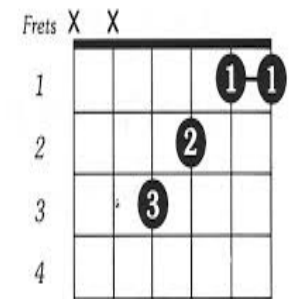
Am



G



F



That the symbols mean:

O = play the string open (no need to press a finger down on the string)

X = do not use that string (do not pluck or strum that particular string)

1 = the finger you should use to push that particular string down

Tier 2 Vocabulary: